

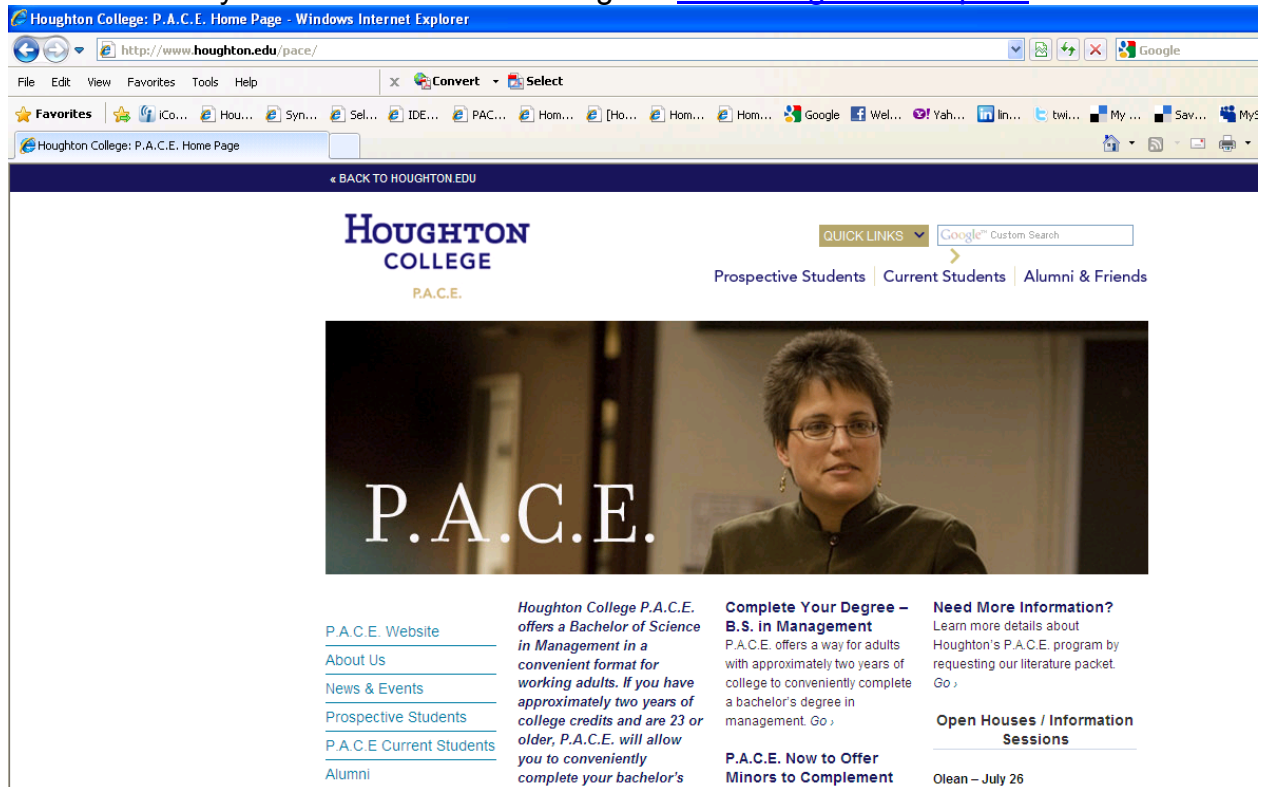
HOUGHTON COLLEGE P.A.C.E. INSTRUCTIONS FOR ACCESSING ONLINE RESOURCES THROUGH THE HOUGHTON COLLEGE LIBRARY

As a full-time Houghton College student, you can access the Houghton College Library and the Online Resources, including a number of academic journals. We encourage students as you are doing research for your courses and papers that you need to write, to obtain your references from the Online Resources through the Houghton College Library.

User Requirements: a standard Web browser such as Internet Explorer (7.0 or higher is strongly recommended), Firefox, Safari, or Chrome.

When attempting to access the online resources you will need your Houghton Network Login Credentials (Username and Password). These were provided to you from the P.A.C.E. office. Should you have misplaced them, please contact pace@houghton.edu. Follow the below steps to access online library resources.

1. Launch your Internet Browser and go to www.houghton.edu/pace



The screenshot shows the Houghton College P.A.C.E. Home Page in Internet Explorer. The browser window title is "Houghton College: P.A.C.E. Home Page - Windows Internet Explorer". The address bar shows "http://www.houghton.edu/pace/". The page features the Houghton College logo and "P.A.C.E." text. A navigation menu includes "Prospective Students", "Current Students", and "Alumni & Friends". A search bar is labeled "QUICK LINKS" and "Google™ Custom Search". A large image of a woman is displayed with the text "P.A.C.E." overlaid. Below the image, there are several sections: "P.A.C.E. Website" with links for "About Us", "News & Events", "Prospective Students", "P.A.C.E Current Students", and "Alumni"; "Complete Your Degree – B.S. in Management" with a description and a "Go" link; "Need More Information?" with a description and a "Go" link; and "Open Houses / Information Sessions" with a date "Olean – July 26".

2. Click on the Current Students link:

Houghton College: P.A.C.E. Home Page - Windows Internet Explorer

http://www.houghton.edu/pace/

File Edit View Favorites Tools Help

Convert Select

Favorites ICo... Hou... Syn... Sel... IDE... PAC... Mem... [Ho... Hom... Hom... Google Wel... Yah... lin... twi... My... Sav... MyS

Houghton College: P.A.C.E. Home Page

BACK TO HOUGHTON.EDU

HOUGHTON COLLEGE
P.A.C.E.

QUICK LINKS Google™ Custom Search

Prospective Students **Current Students** Alumni & Friends

P.A.C.E.

[P.A.C.E. Website](#)
[About Us](#)
[News & Events](#)
[Prospective Students](#)
[P.A.C.E. Current Students](#)
[Alumni](#)

Houghton College P.A.C.E. offers a Bachelor of Science in Management in a convenient format for working adults. If you have approximately two years of college credits and are 23 or older, P.A.C.E. will allow you to conveniently complete your bachelor's

Complete Your Degree – B.S. in Management
P.A.C.E. offers a way for adults with approximately two years of college to conveniently complete a bachelor's degree in management. [Go >](#)

P.A.C.E. Now to Offer Minors to Complement

Need More Information?
Learn more details about Houghton's P.A.C.E. program by requesting our literature packet. [Go >](#)

Open Houses / Information Sessions

Olean – July 26

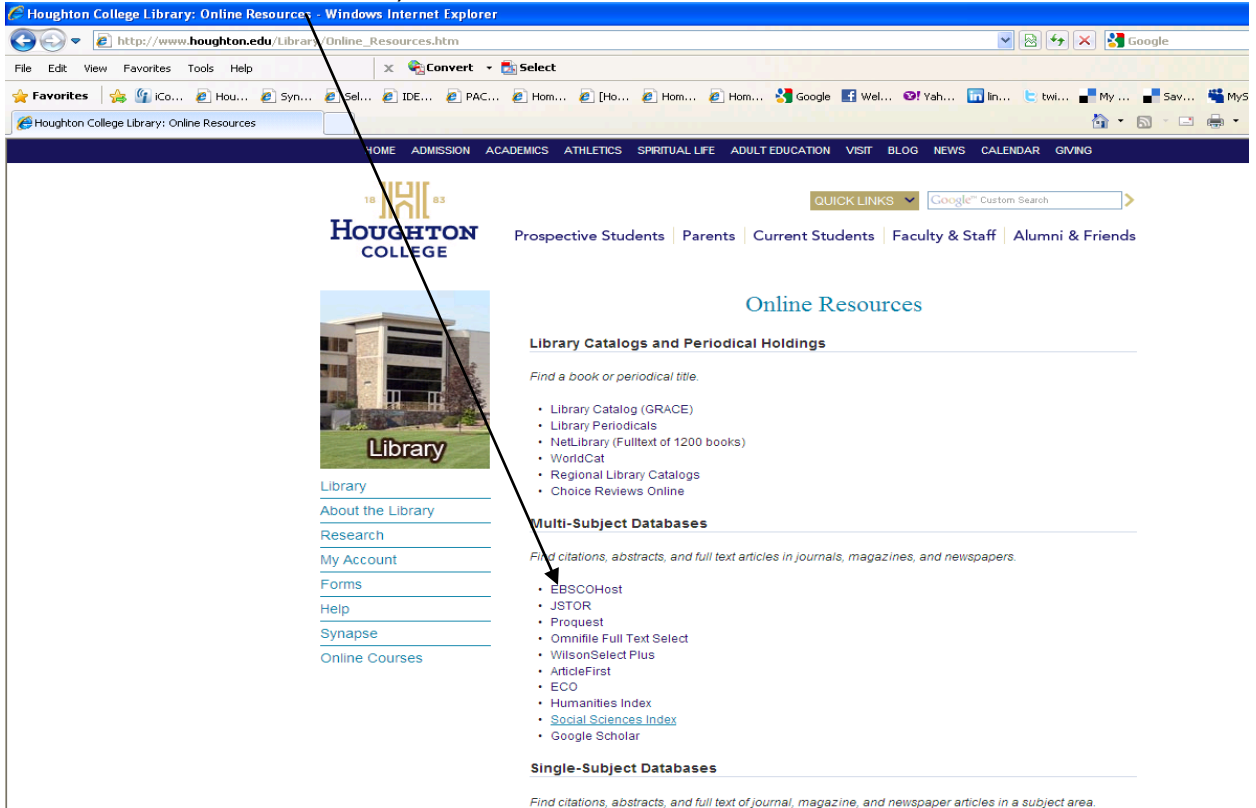
3. Next click on Library Online Resources

The screenshot shows a web browser window displaying the Houghton College P.A.C.E. Current Students page. The browser's address bar shows the URL http://www.houghton.edu/pace/current_students.htm. The page header includes the Houghton College logo and navigation links for Prospective Students, Current Students, and Alumni & Friends. The main content area is titled "P.A.C.E. Current Students" and is divided into several sections:

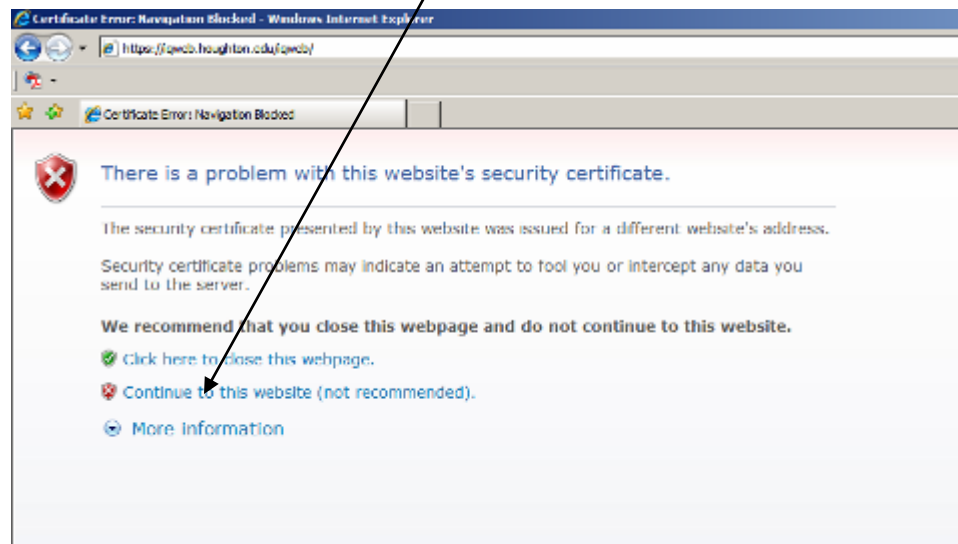
- Curriculum Support**
 - Course Manual Downloads
 - Core Courses
 - Option & Minor Courses
 - Minors
 - Option Courses
 - Scholastic Honors
 - Online Learning Information (Moodle)
 - Links to Videos on Understanding and Navigating Moodle
 - Library Online Resources**
 - Instructions for using online databases
 - Houghton College Grading System
 - APA Style Resources
- Student Support**
 - SSS Cohort Schedules
 - DSST Exam Information
 - Synapse & Moodle (Course Management Systems)
 - Synapse Login Instructions
 - Moodle Login Instructions
 - Core Courses (Synapse)
 - Option & Minor Courses
 - Student Self-Service (SSS)
 - Account Creation Instructions
 - Cohort Schedules
 - Ordering Software
 - Network Usage Agreement
 - P.A.C.E. Student Guide
 - Houghton College Catalog

A black arrow points from the text "3. Next click on Library Online Resources" to the "Library Online Resources" link in the Curriculum Support section.

4. Click on any of the database links from the Online Resources Page (i.e. click on ESBCOHost):



5. Should you get the following security page, click on "Continue to this website"



6. In the username box, type in your Houghton College network user ID without the "@houghton.edu" (i.e. mary.poppins)

https://login.proxy.houghton.edu/login?url=http%3a%2f%2fsearch.ebscohost.com - Windows Internet Explorer

https://login.proxy.houghton.edu/login?url=http%3a%2f%2fsearch.ebscohost.com

Google | Go | Bookmarks | 770 blocked | Check | AutoLink | AutoFill | Send to

Norton Antivirus | mywebsearch | Search | Highlight | 36° | Forecast | -/35°

https://login.proxy.houghton.edu/login?url=http%3...

To gain access to the databases:

- 1) in the user name box, enter your user ID without the "@houghton.edu"
- 2) in the password box, enter your password
- 3) press the Login icon. This will take you to the database that you selected.

PLEASE NOTE: as long as you keep your web browser open, you will NOT have to re-login when you click on any other database links.

PLEASE NOTE 2: when you are on campus and connected to the College network, you will NOT have to go through this login process to access the online databases.

If you have any questions, contact: Glen Avery via email or phone (x6150) or Jill Kingdon via email or phone (x2520)

Please enter your username:

Please enter your password:

Login

7. In the password box, type in your Houghton College network password
8. Press the Login icon. This will take you to the database that you selected

NOTE: as long as you keep your web browser open, you will NOT have to re-login when you click on any other database links.